

ONE
ALB
UQU
ER
QU

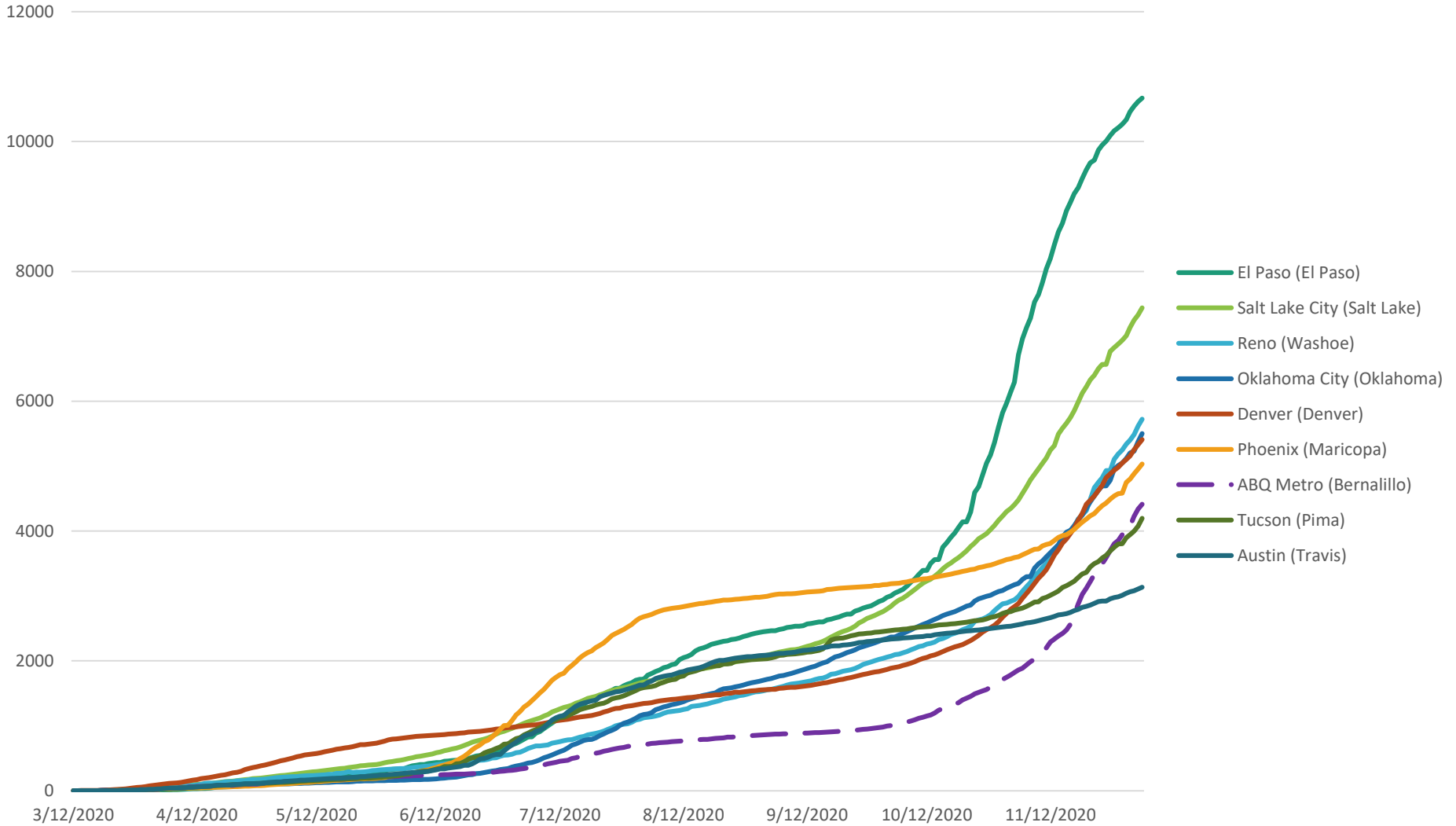
| ABQ Metro (Bernalillo County) | Last Week | This Week | Criteria to Move to Yellow |
|---|------------------|------------------|-----------------------------------|
| Positive Cases per 100,000 | 118.8 | 103.1 | 8 |
| Test Positivity Rate | 17.9% | 19.3% | 5% or less |

Source: NMDOH, 14 Days

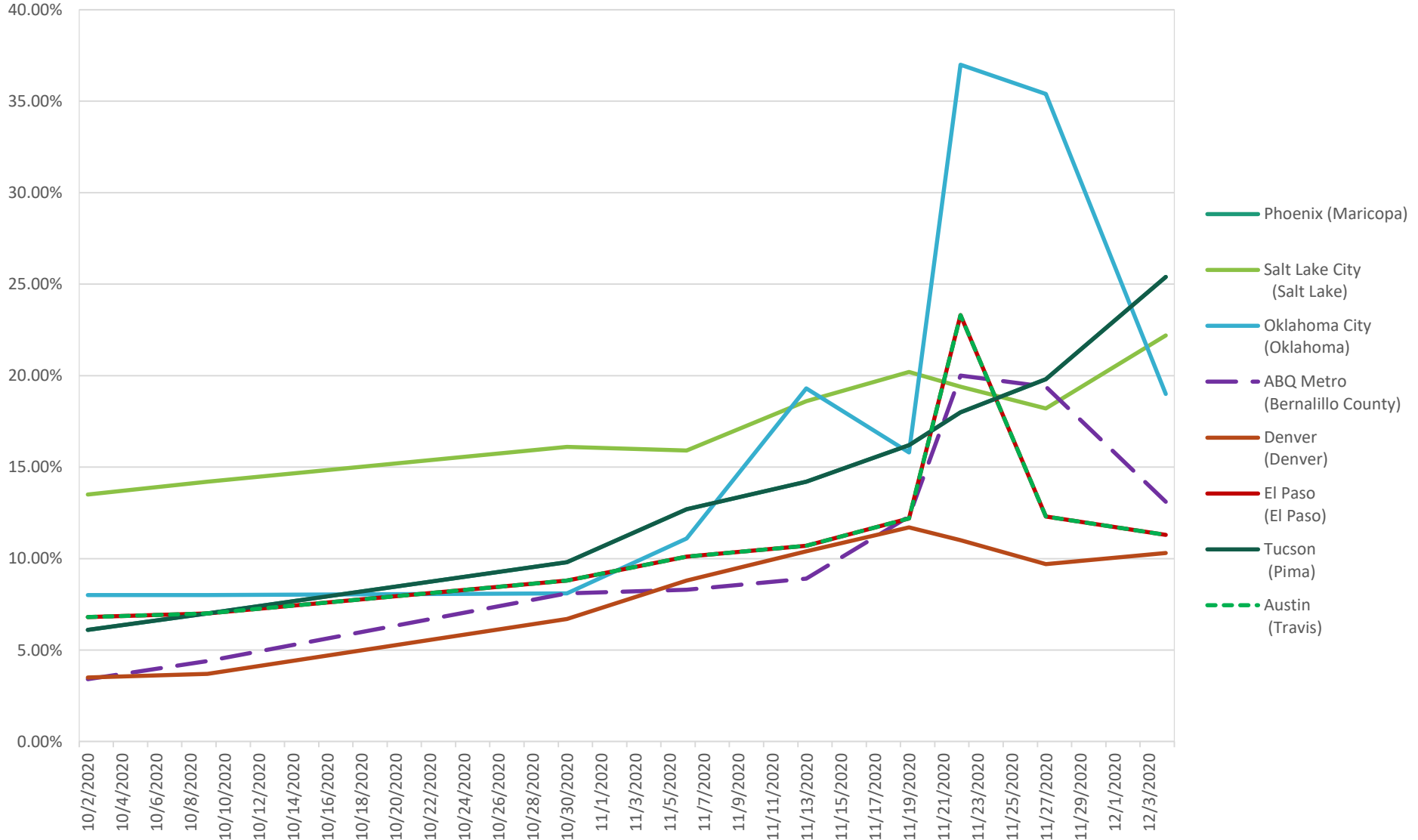
| | ABQ Metro (Bernalillo) | Denver (Denver) | Tucson (Pima) | Austin (Travis) | Phoenix (Maricopa) | Salt Lake (Salt Lake City) | El Paso (El Paso) | Oklahoma City (Oklahoma) |
|--|----------------------------------|---------------------------|-------------------------|---------------------------|------------------------------|--------------------------------------|-----------------------------|------------------------------------|
| Total county population | 677,692 | 693,417 | 1,019,722 | 1,203,166 | 4,253,913 | 1,120,805 | 837,654 | 655,057 |
| Confirmed COVID-19 cases to date (county, per 100K people) | 4,230 | 5,334 | 4,031 | 3,145 | 4,964 | 7,300 | 10,525 | 5,262 |
| Total Tested (by state, per 100K people) | 76,534 | 31,395 | 31,821 | 37,991 | 31,821 | 42,479 | 37,991 | 54,845 |
| COVID-19 deaths (county, per 100K people) | 53 | 79 | 70 | 41 | 96 | 37 | 136 | 48 |
| % of new tests that are positive (By state, weekly) | 13.1% | 10.3% | 25.4% | 11.3% | 25.4% | 22.2% | 11.3% | 19% |

Data collected Dec. 4, 2020

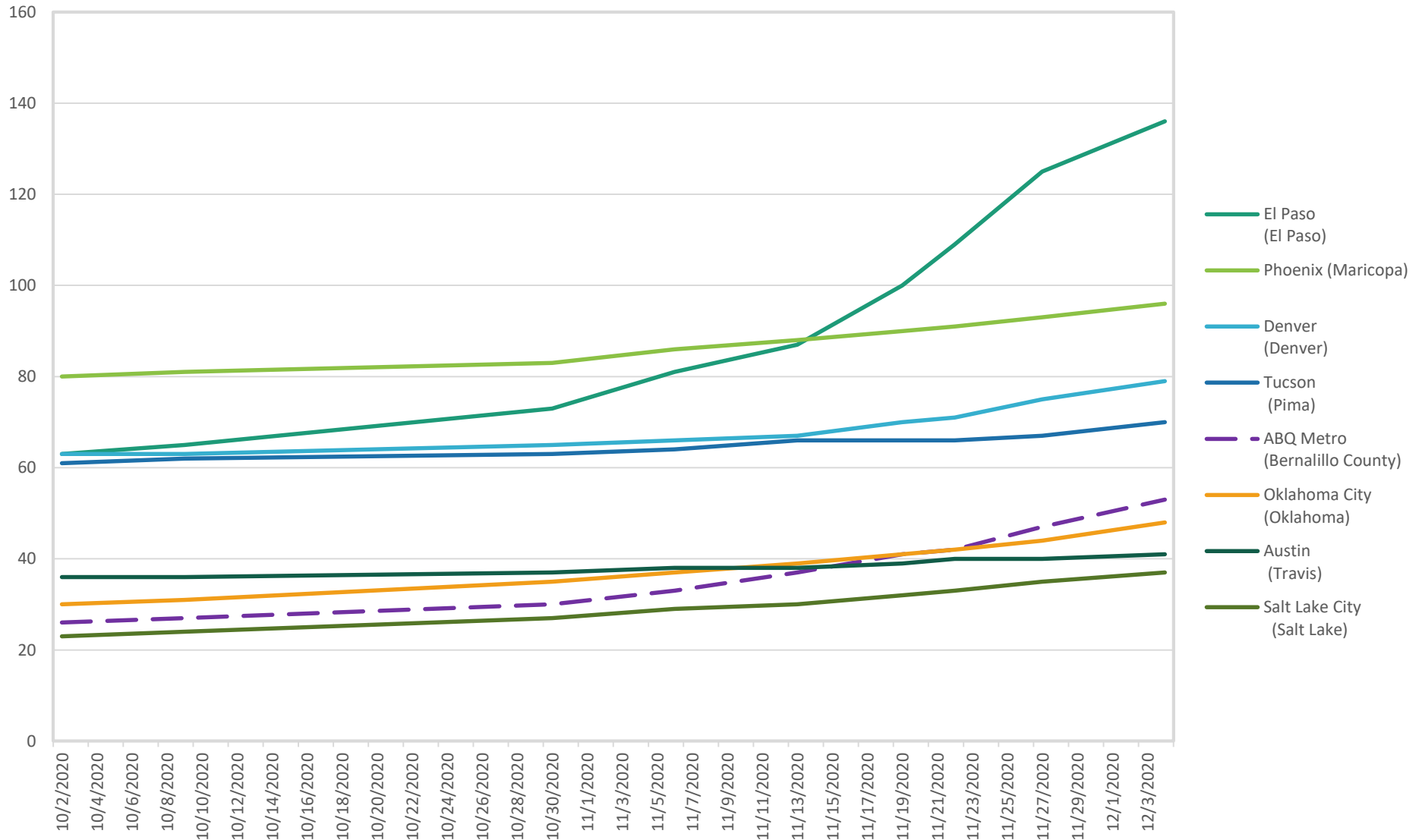
Cumulative Confirmed by 100K



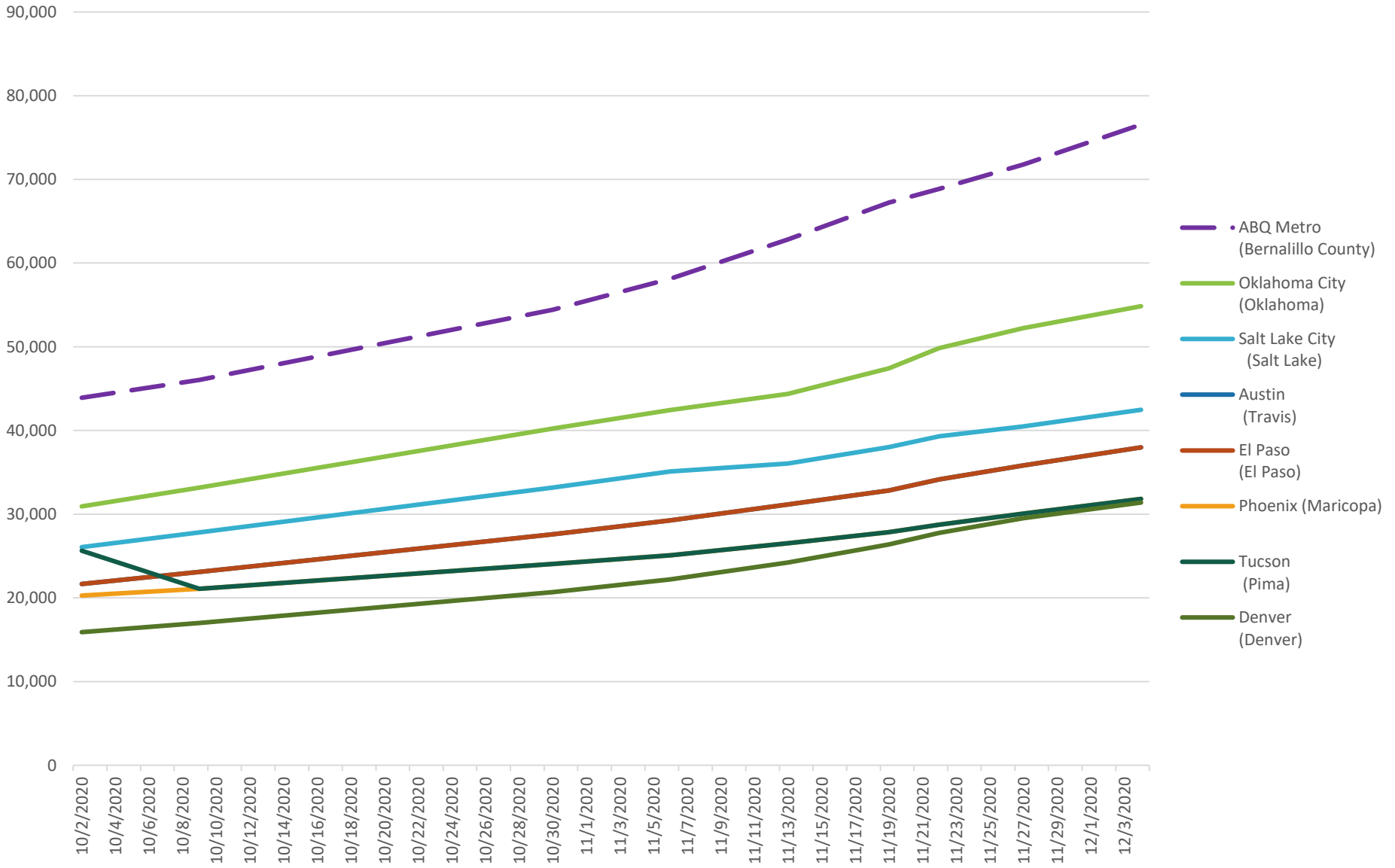
% of New Tests Positive

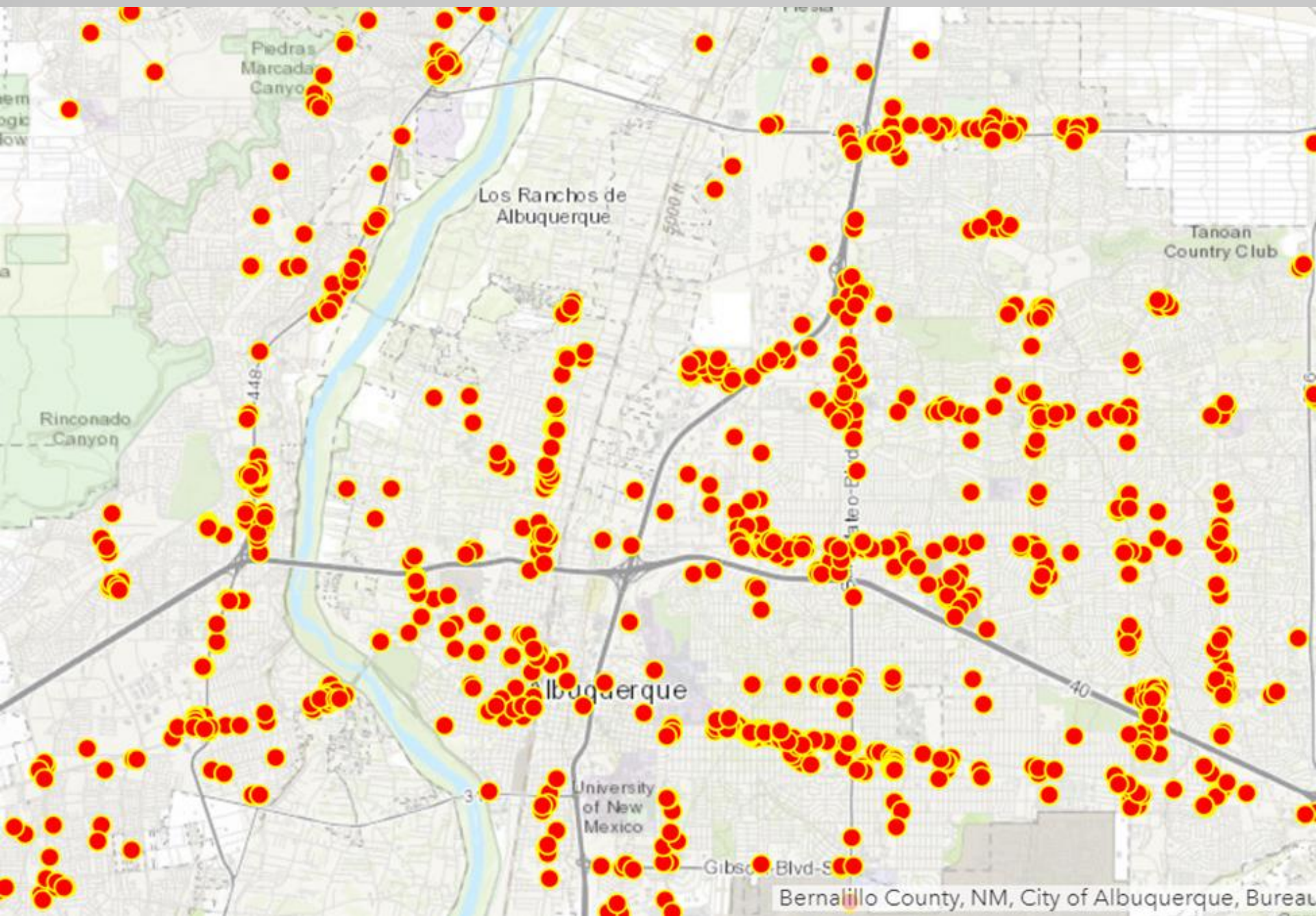


Deaths Per 100K



Tested Per 100K





| Type and level of group activity | Low occupancy | | | High occupancy | | |
|---|------------------------------|-----------------------------|-------------------|------------------------------|-----------------------------|-------------------|
| | Outdoors and well ventilated | Indoors and well ventilated | Poorly ventilated | Outdoors and well ventilated | Indoors and well ventilated | Poorly ventilated |
| Wearing face coverings, contact for short time | | | | | | |
| Silent | Low | Low | Low | Low | Low | Medium |
| Speaking | Low | Low | Low | Low | Low | Medium |
| Shouting, singing | Low | Low | Medium | Medium | Medium | High |
| Wearing face coverings, contact for prolonged time | | | | | | |
| Silent | Low | Low | Medium | Low | Medium | High |
| Speaking | Low | Low* | Medium | Medium* | Medium | High |
| Shouting, singing | Low | Medium | High | Medium | High | High |
| No face coverings, contact for short time | | | | | | |
| Silent | Low | Low | Medium | Medium | Medium | High |
| Speaking | Low | Medium | Medium | Medium | High | High |
| Shouting, singing | Medium | Medium | High | High | High | High |
| No face coverings, contact for prolonged time | | | | | | |
| Silent | Low | Medium | High | Medium | High | High |
| Speaking | Medium | Medium | High | High | High | High |
| Shouting, singing | Medium | High | High | High | High | High |

Risk of transmission

Low  Medium  High 

* Borderline case that is highly dependent on quantitative definitions of distancing, number of individuals, and time of exposure



ONE
ALB
UQU
ER
MQU